

2020 Denton County Homelessness Data Report

June 2020



Contents

1. Denton County's Approach to Homelessness Solutions
2. Data-Driven Impact
3. Local Homelessness Data
4. 2020 Point-In-Time Count
5. Community Analysis/Key Findings

Denton County Homelessness

Our Community Approach



United Way of Denton County is proud to partner with local governments, businesses, healthcare providers and nonprofits to make homelessness rare, brief and non-recurring in our community. As backbone support to the Denton County Homelessness Leadership Team, the United Way of Denton County assists with the implementation of a county-wide strategic plan to end homelessness.

The Denton County Homeless Coalition, a working group of the Denton County Homelessness Leadership Team, partners with the Texas Homeless Network to fulfill federal guidelines and promote resource and information sharing.

BUSINESS



GOVERNMENT



Denton Housing Authority



LEWISVILLE Deep Roots. Broad Wings. Bright Future.



NONPROFIT



DENTON COUNTY HOMELESSNESS LEADERSHIP TEAM

IN PARTNERSHIP WITH

United Way of Denton County

EDUCATION



Denton County Homelessness

Data-Driven Impact



No single source of data tells the whole story of homelessness, and no single organization can solve homelessness on their own. This report highlights the many community partners implementing data-driven solutions to systematically address homelessness and housing insecurity Denton County.

The **Denton County Homelessness Data Dashboard** is made possible through the collaboration of nonprofit partners in Denton County to uniformly identify, assess and prioritize our neighbors experiencing homelessness for available housing resources. The use of shared processes and a shared database allow us to analyze and improve Denton County's Housing Crisis Response System. The dashboard is updated with monthly data throughout the year to make it as real time as possible.

The **Point-In-Time (PIT) Count** is an annual, nationwide census of people experiencing homelessness that provides a snapshot of the homeless experience on any give day. The PIT Count provides self-reported data of the experiences and needs of people experiencing homelessness in our community.

Denton County Homelessness

Data-Driven Impact



The **Housing Crisis Response System (HCRS)** is a network of agencies working together to prevent homelessness and rapidly return people who are experiencing homelessness to stable housing. Denton County's Housing Crisis Response System has multiple levels of collaboration, from quasi-governmental policy-making to the boots-on-the-ground support to assist those in need.

Agencies participating in Denton County's Housing Crisis Response System are:

- Christian Community Action
- Denton County MHMR
- Denton County Veteran Service Office
- Giving Hope Inc.
- Grace Like Rain
- Interfaith Ministries
- Metrocrest Services
- Monsignor King Outreach Center
- Next Steps – The Colony
- Our Daily Bread
- Recovery Resource Council
- Salvation Army of Denton
- Salvation Army of Lewisville
- United Way of Denton County

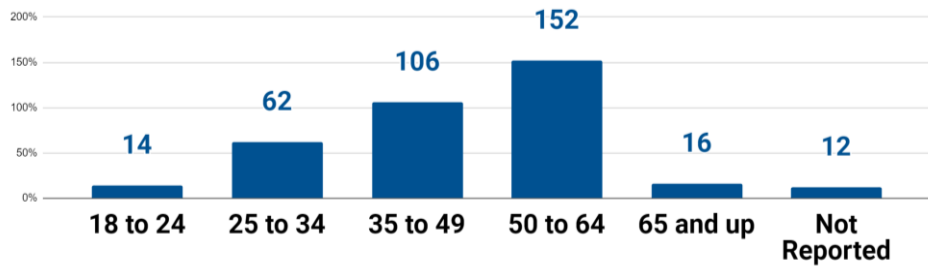
Keep an eye out for the yellow boxes throughout this report that highlight key findings within the data.

Denton County Homelessness Data Dashboard

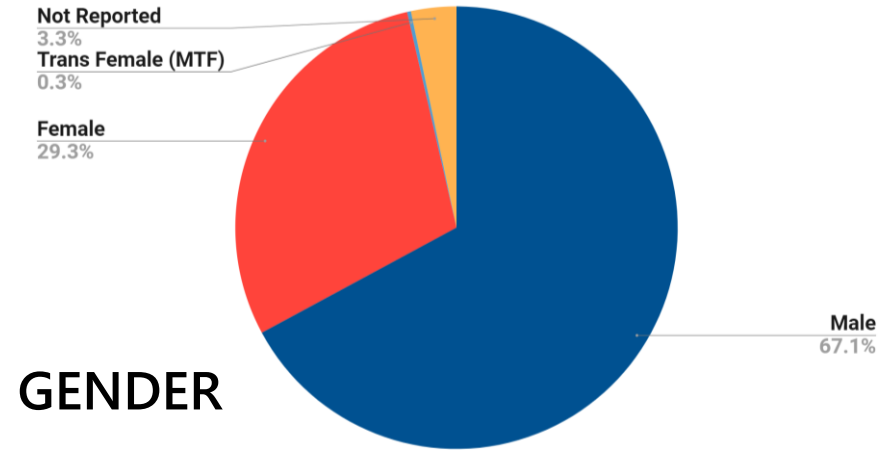
Demographic Data



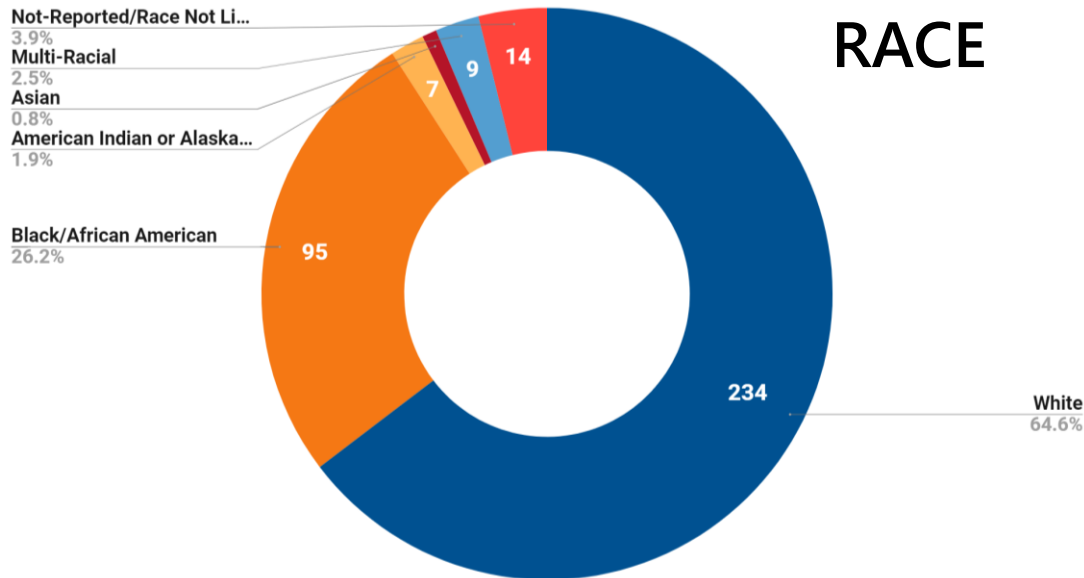
AGE



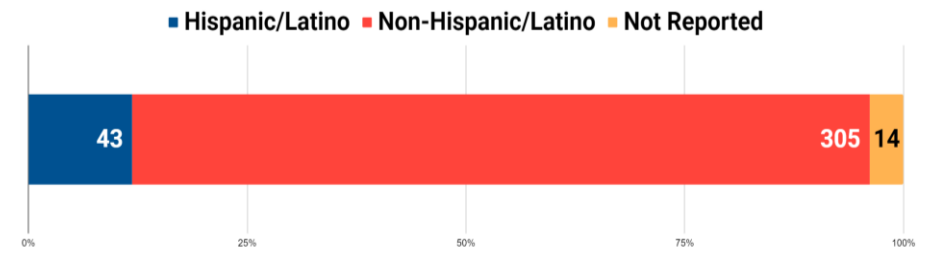
GENDER



RACE



ETHNICITY



Denton County Homelessness Data Dashboard

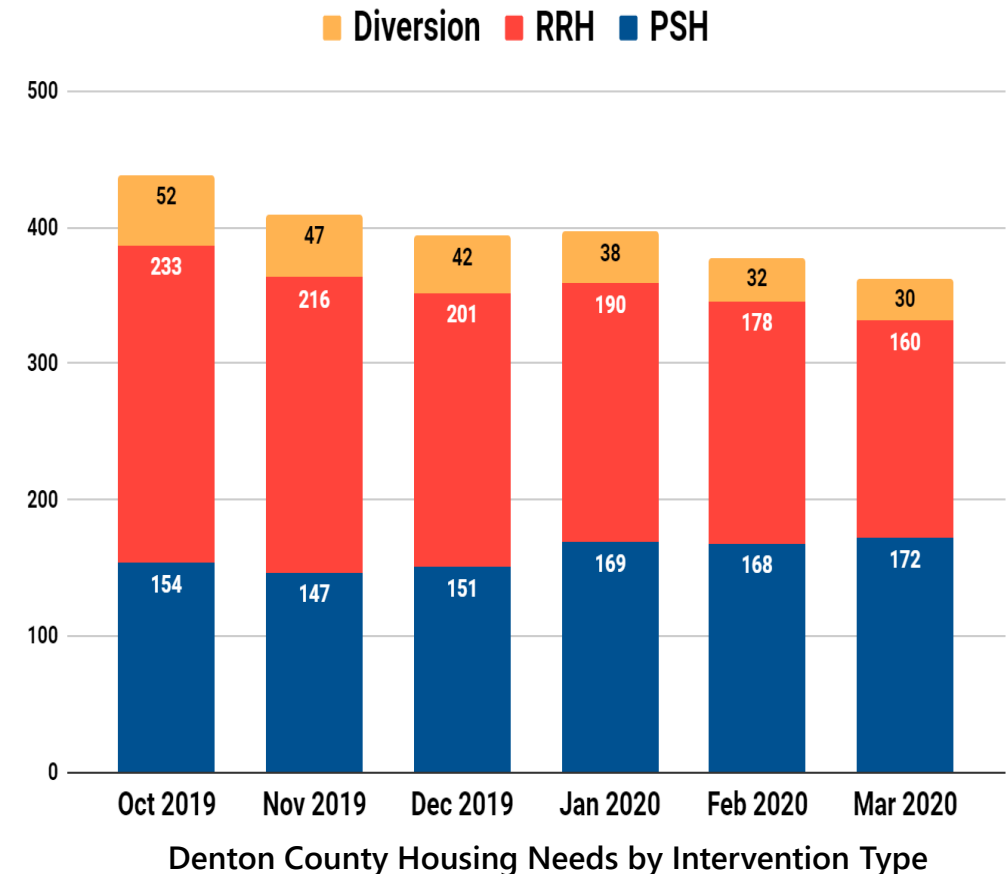


In March of 2020, there were **362 households** experiencing homelessness in Denton County.

Assessing households for the type of housing that best fits their needs allows us to match them with the most appropriate resource, identify gaps in our system and advocate for increased resources. The three **housing intervention types** are:

- **Permanent Supportive Housing (PSH)** – Long term or permanent housing and wrap around care assistance for households
- **Rapid Re-Housing (RRH)** – Short term housing and wrap around assistance for households that is generally up to 24 months
- **Diversion** – Minimal housing assistance to obtain housing that the household maintains following the assistance

In the 6-month period from October 2019 to March 2020, the need for Permanent Supportive Housing has grown greater than the need for Rapid Re-Housing for the first time in our community. This increase directly relates to people developing more vulnerabilities and aging into chronicity in our Housing Crisis Response System.



Denton County Homelessness Data Dashboard

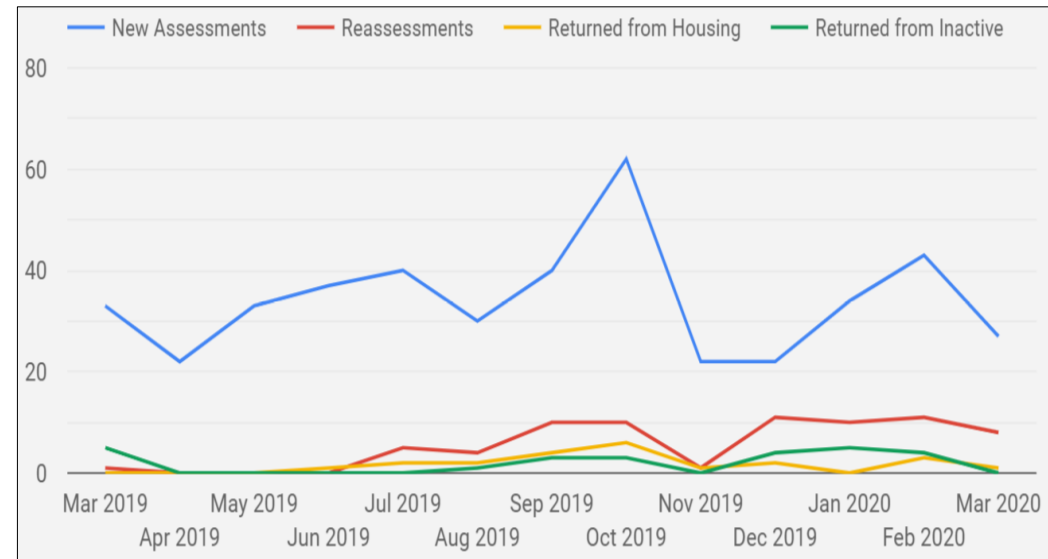


Inflow Data

Each month we track how people enter the Denton County Housing Crisis Response System (HCRS). These **'inflows'** are categorized as:

- **New Assessments** – a household that has never been enrolled in CE before
- **Reassessments** – a household that needs their information to be updated to more accurately reflect their current situation after extended period since last assessment or the household's family structure has changed
- **Returned from Inactive** – a household that is returning from being moved to inactive in the HMIS (moving to inactive means the household did not access services for 90+ days)
- **Returned from Housing** – a household is returning from being housed previously

Inflows to Denton County's Housing Crisis Response System



Tracking inflows allows us to assess the effectiveness of our Housing Crisis Response System and plan for resources to meet the need.

Inflow Type	Mar 2019	Apr 2019	May 2019	Jun 2019	Jul 2019	Aug 2019	Sept 2019	Oct 2019	Nov 2019	Dec 2019	Jan 2020	Feb 2020	Mar 2020	Total
New Assessments	33	22	33	37	40	30	40	62	22	22	34	43	27	445
Reassessments	1	0	0	0	5	4	10	10	1	11	10	11	8	71
Ret. from Inactive	5	0	0	0	0	1	3	3	0	4	5	4	0	25
Ret. from Housing	0	0	0	1	2	2	4	6	1	2	0	3	1	22
Total	39	22	33	38	47	37	57	81	24	39	49	61	36	563

Denton County Homelessness Data Dashboard



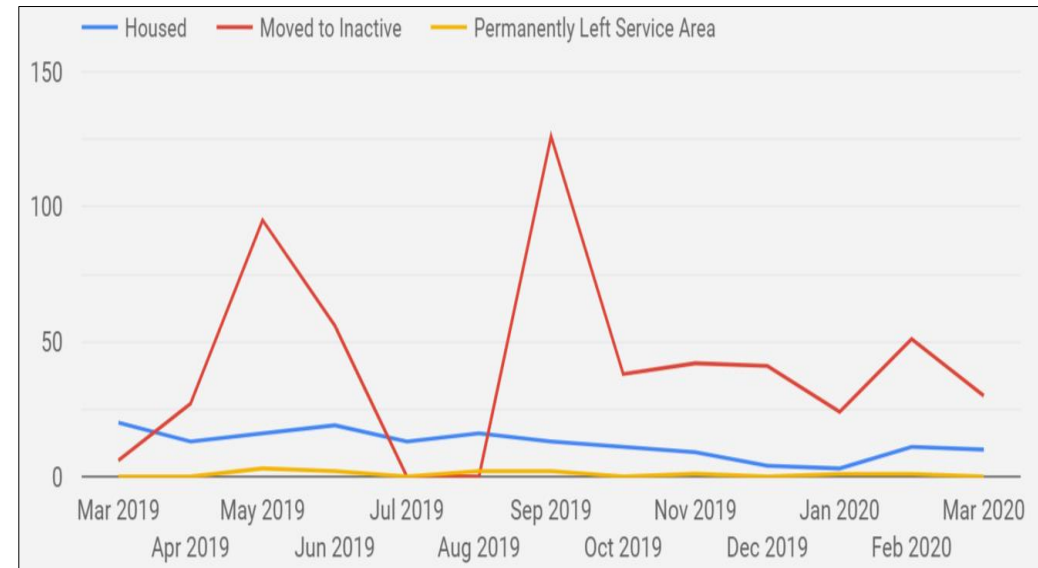
Outflow Data

Tracking exits or ‘**outflows**’ from Denton County’s Housing Crisis Response System lets us know how our system is performing in its goal to make homelessness rare, brief and nonrecurring. Types of Outflows are:

- **Housed** – A household has moved into housing either independently or through assistance at an agency
- **Moved to Inactive** – A household stopped accessing services for 90+ days and agencies involved do not have an update on the household
- **Permanently Left Service Area** – A household left the county to seek assistance or support elsewhere.

Between March 2019 and February 2020, the average length of time people spent experiencing homelessness in Denton County before being housed was 9 months.

Outflows from Denton County’s Housing Crisis Response System



Outflow Type	Mar 2019	Apr 2019	May 2019	Jun 2019	Jul 2019	Aug 2019	Sept 2019	Oct 2019	Nov 2019	Dec 2019	Jan 2020	Feb 2020	Mar 2020	Total
Moved into Housing	20	13	18	18	14	16	12	12	9	4	3	16	12	167
Marked as Inactive	6	27	95	56	0	0	126	38	42	41	25	51	30	537
Perm. Left Service Area	0	0	3	2	0	2	2	0	1	0	1	1	0	12
Total	26	40	116	76	14	18	140	50	52	45	29	68	42	716

Denton County Homelessness Data Dashboard



School District Data

School districts across the country are required to appoint a Homeless Liaison to track student homelessness data. The data in the chart to the right was collected from each Denton County ISD's Homeless Liaison.

The Department of Education holds a broader definition of homelessness for children and youth from the McKinney Vento Act. Students considered experiencing homelessness are either:

- **Experiencing literal homelessness** – the student's primary nighttime residence is a place not meant for human habitation, OR
- **Living in a doubled-up situation** – the student is sharing the housing of other persons/families.

Student's Experiencing Homelessness

School District ▲	March 2020
Argyle	0
Aubrey	46
Denton	967
Krum	18
Lake Dallas	12
Lewisville	1,096
Little Elm	91
Northwest	102
Pilot Point	null
Ponder	10
Sanger	94

Data for Pilot Point ISD not available.

Denton County Homelessness

Ending Veteran Homelessness



The Denton County Homelessness Leadership Team has a strategic goal to End Veteran Homelessness by 2020. Denton and Lewisville's Mayors have also signed on to the [Mayors Challenge \(linked\)](#) to End Veteran Homelessness.

An end to Veteran homelessness means that Denton County has a systematic response in place to ensure homelessness among Veterans is prevented when possible, or is otherwise rare, brief and nonrecurring.

Currently Veterans make up approximately 9% of Denton County's homeless population.

On average, 3-4 Veterans enter Denton County's Housing Crisis Response System every 90 days. We will meet our goal when we can house more Veterans every month than the amount of Veterans entering our system.



END VETERAN HOMELESSNESS

IN DENTON COUNTY BY 2020

We will end Veteran homelessness when we have enough resources to meet the need. Our milestones to reach this goal are:

MILESTONE	STATUS
All Veterans experiencing homelessness have been identified.	 In Progress
The community has ended chronic and long-term homelessness among Veterans.	 In Progress
Veterans move into permanent housing in 90 days or less of becoming homeless.	 In Progress
More Veterans are moving into permanent housing than becoming homeless.	 On Track
The community is providing transitional housing in limited instances.	 In Progress

28 VETERANS EXPERIENCING HOMELESSNESS

240 DAYS UNTIL OUR GOAL



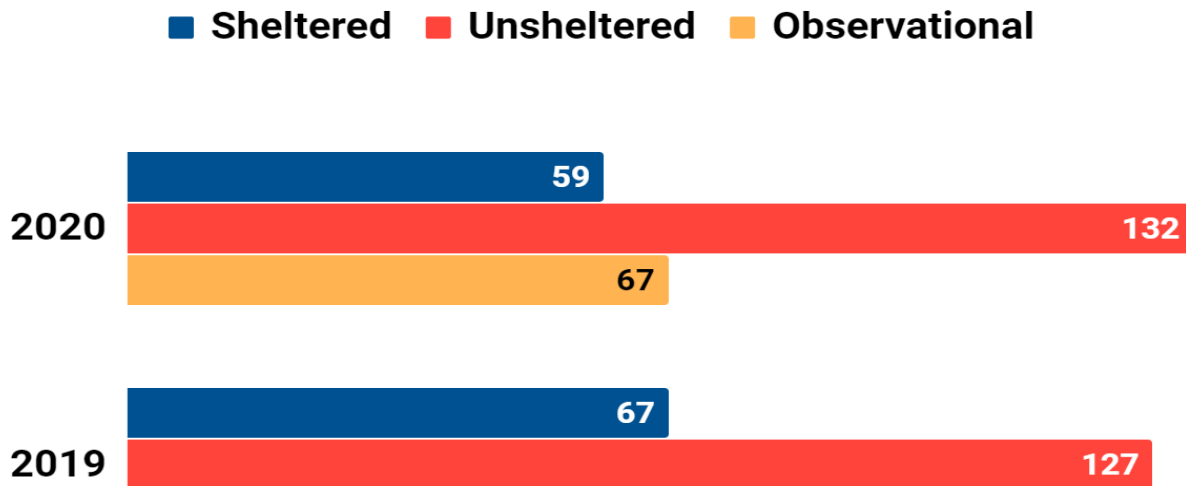


Denton County Homelessness 2020 Point In Time Count



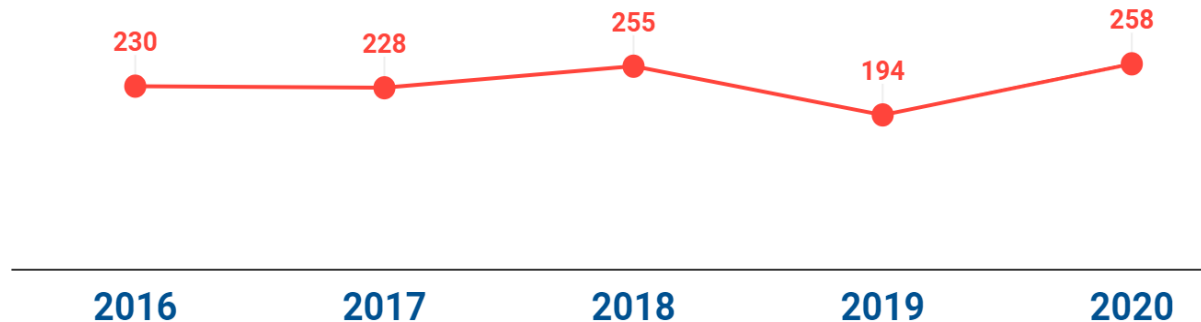
2020 PIT Count volunteers canvassed more of the county than any previous count. 98 volunteers canvassed 17 cities and towns and surveyed 258 unique individuals.

Survey Locations



Observational surveys are surveys completed by observing someone and not asking participant the survey questions

Total Persons Surveyed

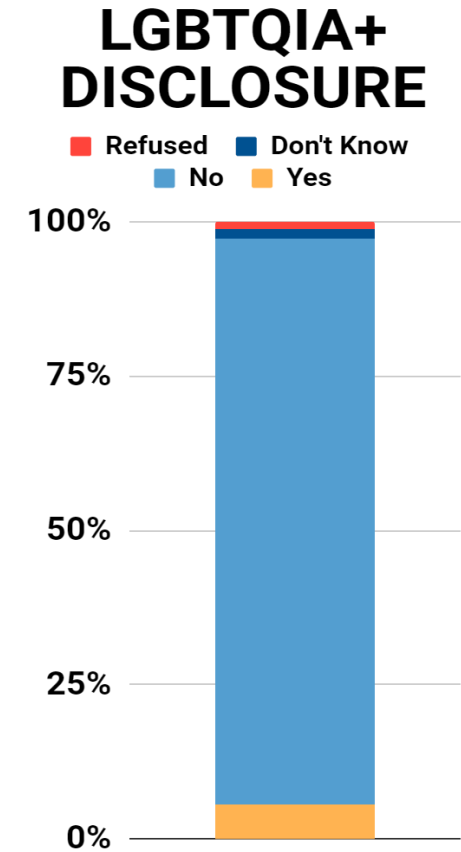
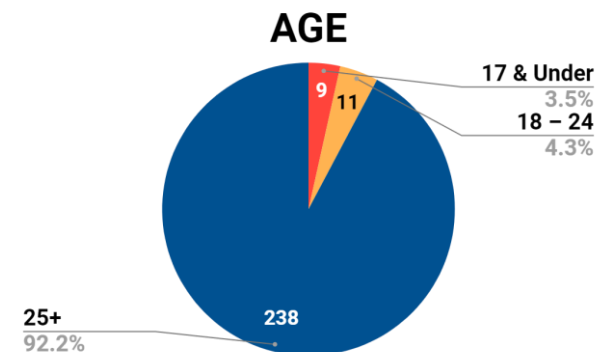
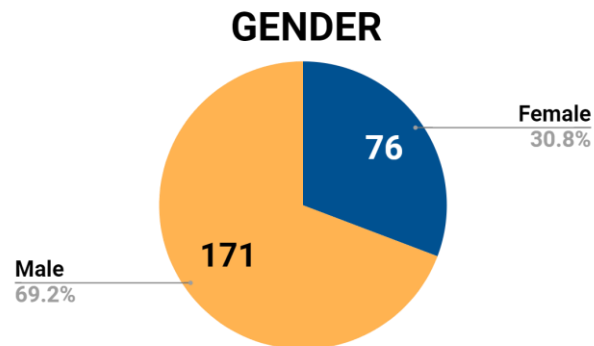
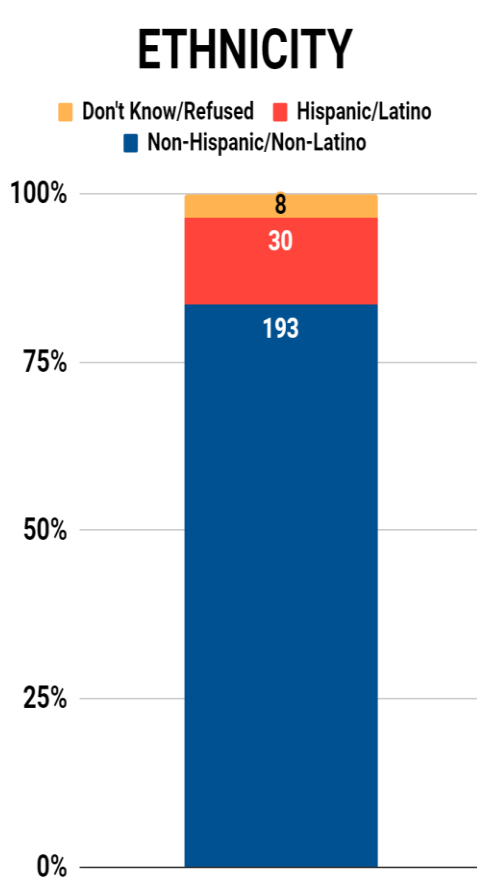


33% increase in surveys from 2019 to 2020

Denton County Homelessness 2020 Point In Time Count



Participant Demographics

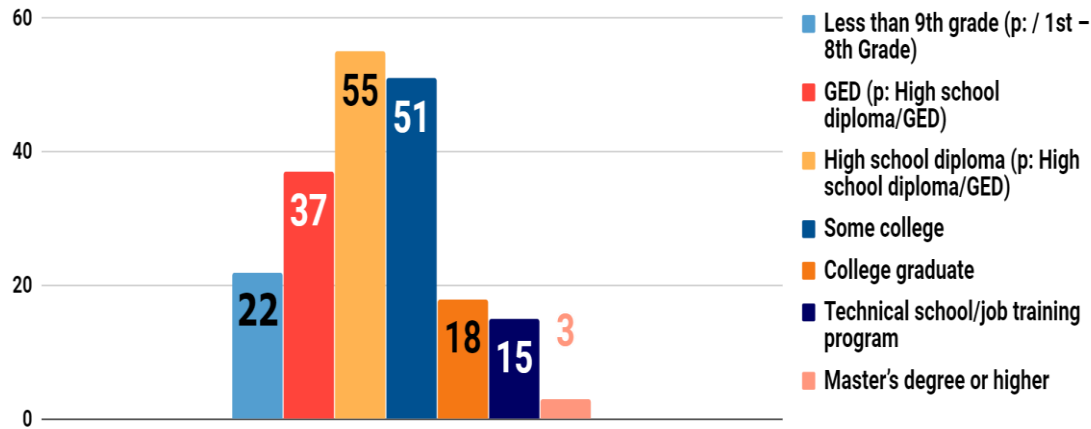


Denton County Homelessness 2020 Point In Time Count

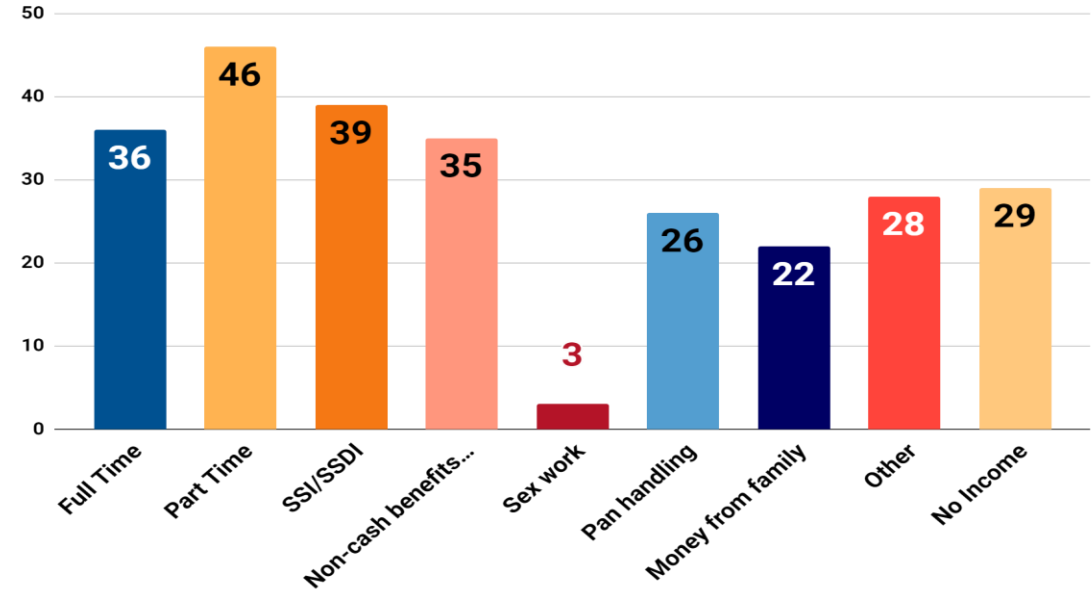


Participant Education and Income

Education Level



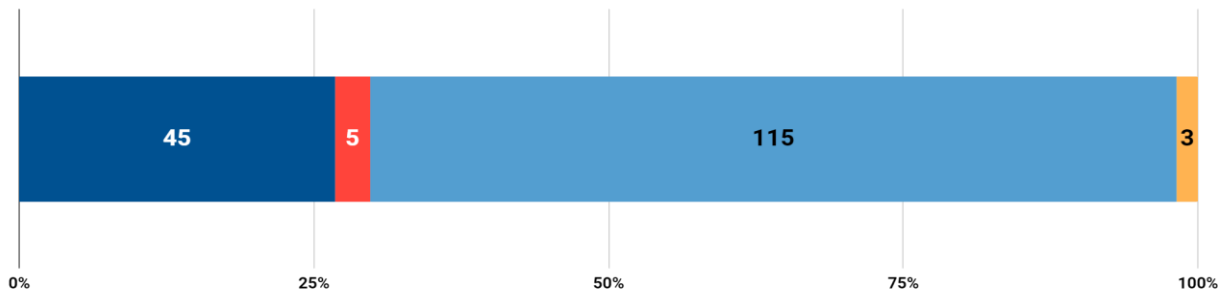
Source of income for the last 12 months



*** Participants were able to select multiple answers ***

Disability Benefits

■ SSI/SSDI ■ Veteran Disability Benefits ■ None ■ Don't Know/Refused

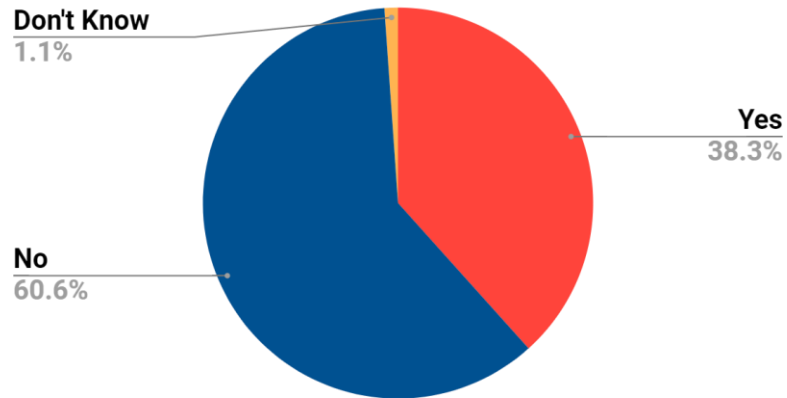


Nearly 20% of people surveyed during the PIT Count were receiving disability benefits and still experiencing homelessness. Disability income alone often does not allow individuals to sustain rent and living expenses.

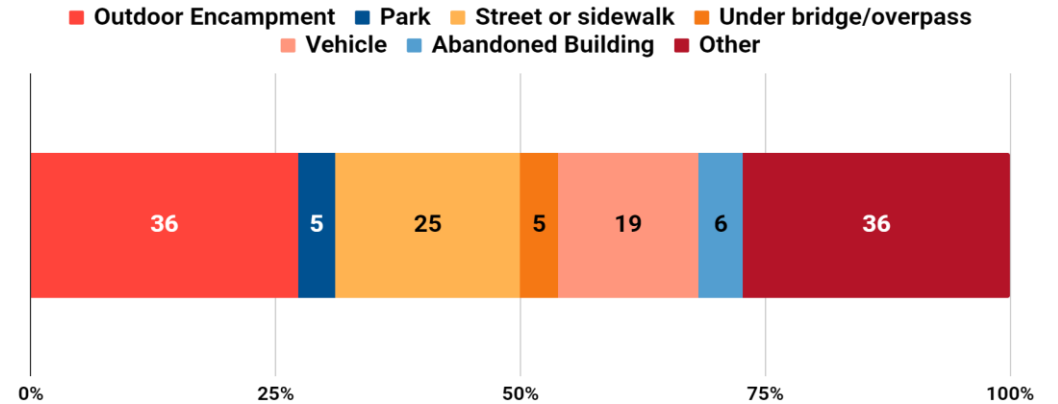
Denton County Homelessness 2020 Point In Time Count

Participants Homelessness Experience

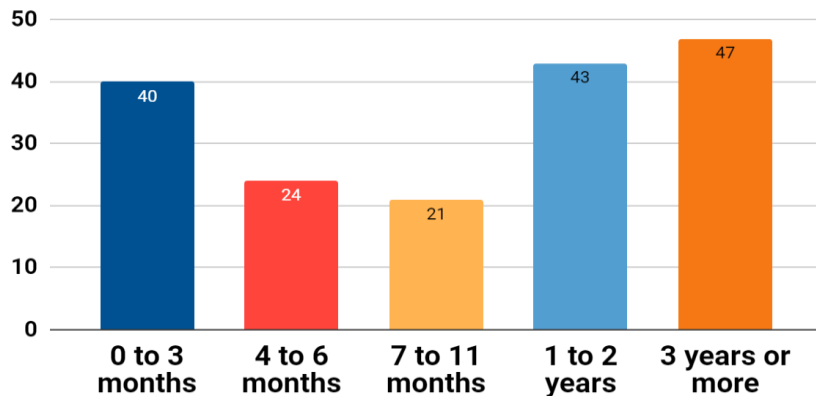
First Time Homeless



Unsheltered Sleeping Location

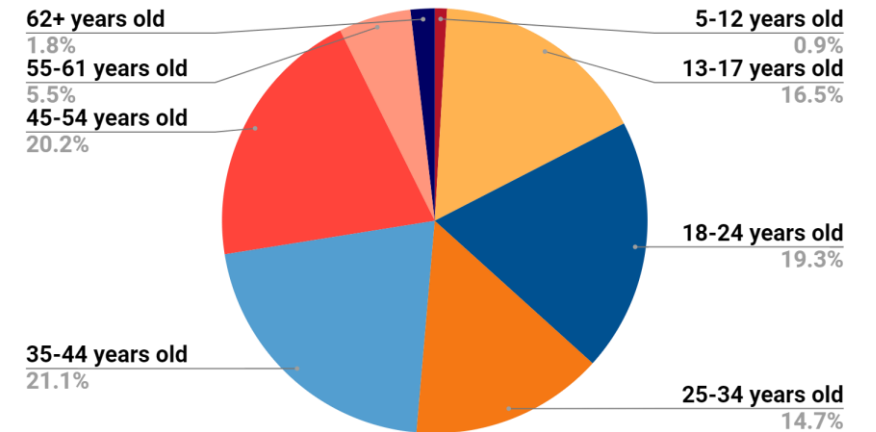


Length of Homelessness



27% of survey respondents have been experiencing homelessness for 3 years or longer.

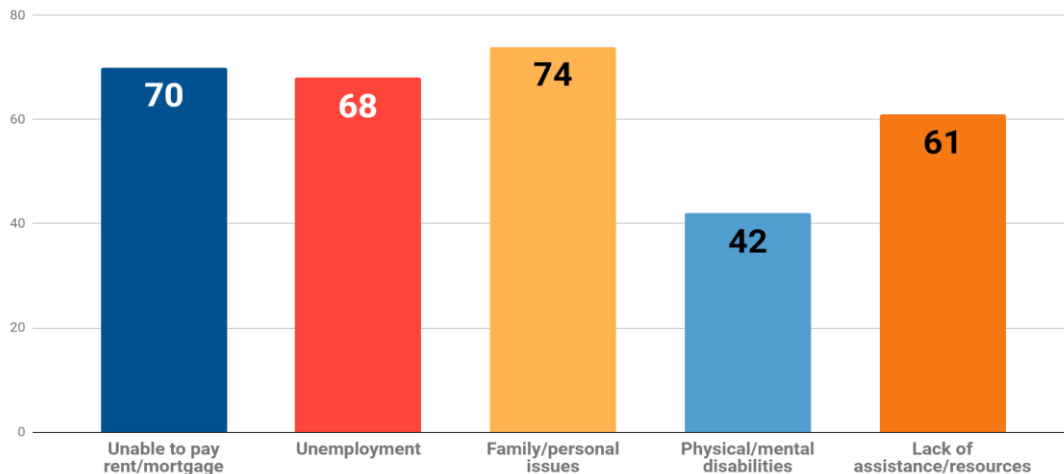
Age of First Experience with Homelessness



Denton County Homelessness 2020 Point In Time Count

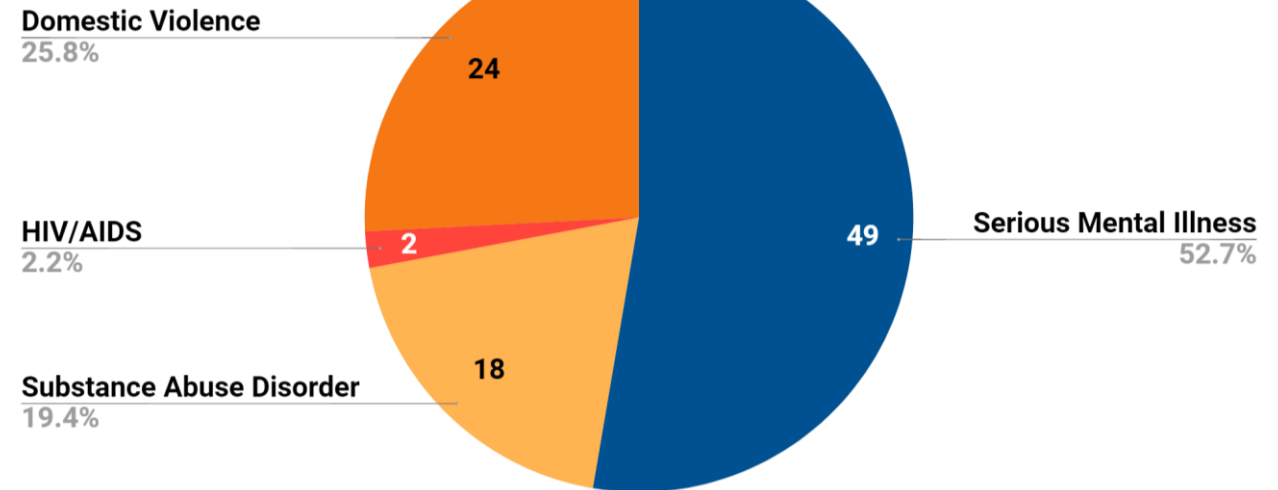
Special Populations

Top 5 Reasons for Homelessness



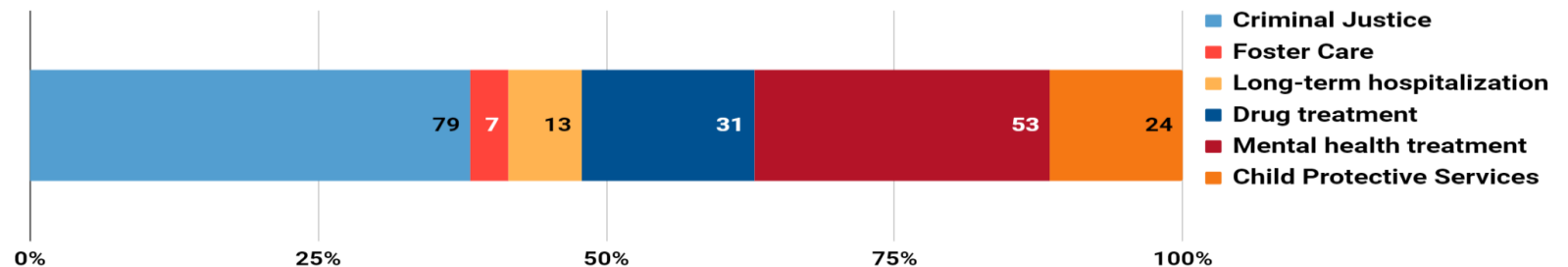
*** Participants were able to select more than one response ***

Vulnerable Populations



Previous Institutional Involvement

Participants were asked to identify institutions they have been involved with at any point in their life.

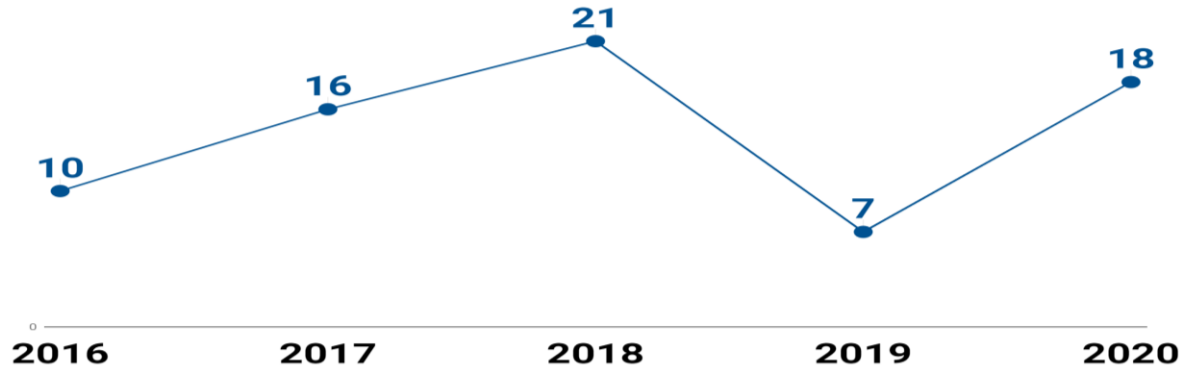


Denton County Homelessness 2020 PIT Count



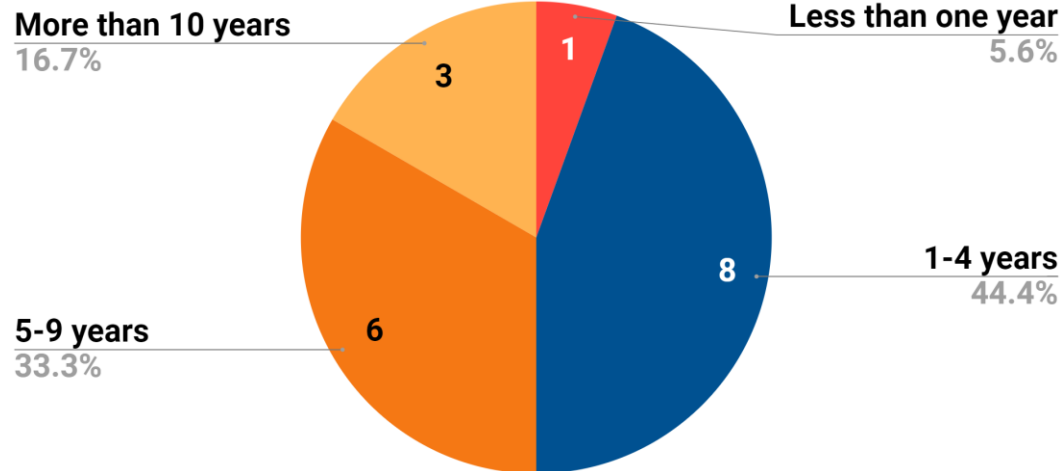
Veteran Homelessness

Veterans Surveyed

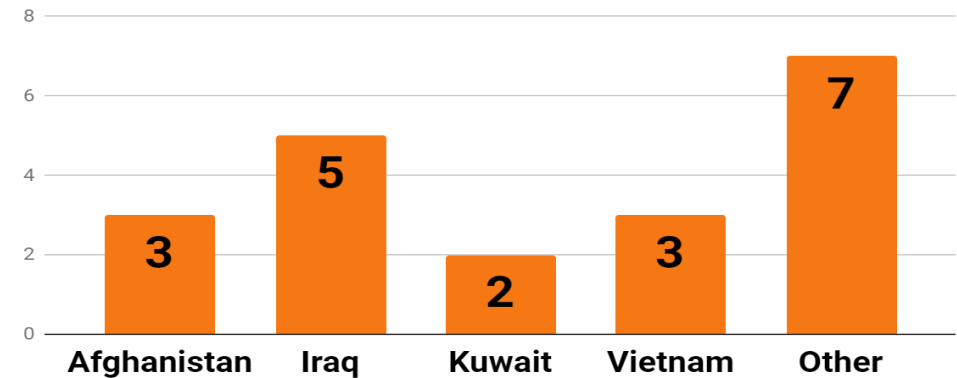


The number of Veterans experiencing homelessness in the 2020 PIT Count aligns with trends from previous years, indicating the number of Veterans identified in the 2019 PIT Count was an anomaly.

Length of Service



Tours Served



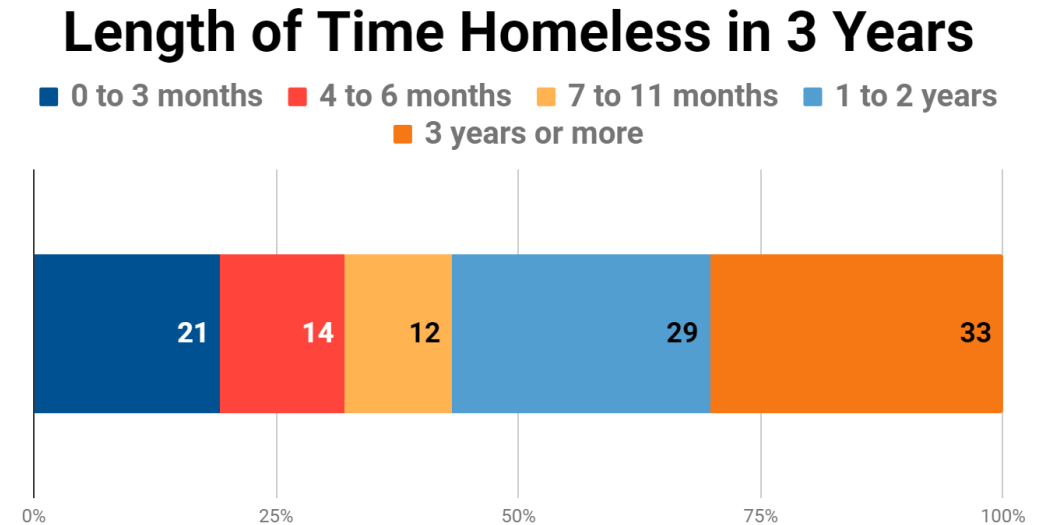
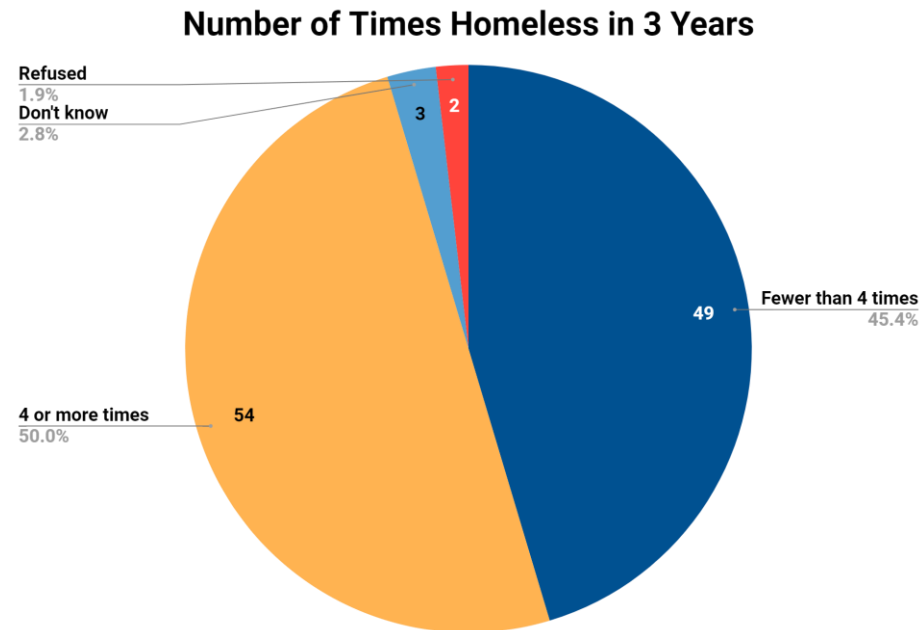
*** Participants were able to select more than one answer ***

Denton County Homelessness 2020 PIT Count



Chronic Homelessness

Chronic Homelessness is defined as living with a disabling condition and experiencing homelessness for a length of 12 or more months within 3 years.



29% (56 individuals) of people surveyed during the 2020 PIT Count were experiencing Chronic Homelessness.

Denton County Homelessness

Key Findings



Racial Inequity

- **African American households are disproportionately impacted by homelessness.** While African Americans make up 9.3% of all Denton County residents, they account for 18.4% of respondents for the 2020 PIT Count and 26.2% of households represented on the Denton County Homelessness Data Dashboard.

Chronic Homelessness

- As of April 2020, 35.7% of the population of people on our dashboard are experiencing chronic homelessness.
- **There was a 75% increase in people experiencing chronic homelessness in the 2020 PIT Count (56 individuals) from the 2019 PIT Count (32 individuals).**
- The longer an individual experiences homelessness, the more severe their disabilities become which can make it hard to secure stable housing. As the number of people experiencing chronic homelessness increases, so does the need for supported housing interventions like Permanent Supportive Housing, Housing Vouchers, and Skilled Nursing Facilities.

Denton County Homelessness

Key Findings



Veterans

- **Veterans in Denton County make up approximately 9% of people experiencing homelessness compared to 5% of the general population, indicating that Veterans are experiencing homelessness at a slightly higher rate.**
- The number of Veterans experiencing homelessness in the 2020 PIT Count (18 individuals) aligns with trends from previous years, indicating the number of Veterans identified in the 2019 PIT Count (7 individuals) was an anomaly.

Youth

- There was a 28% decrease in the number of Unaccompanied Youth (18-24 years old) experiencing homelessness compared to the 2019 PIT Count.
- **The number of children experiencing homelessness increased from 1 child to 9 children from the 2019 PIT County to the 2020 PIT Count. These are children living with household units rather than unaccompanied.**

Mental Illness

- **85.7% of people surveyed that reported living with a serious mental illness were also living unsheltered at the time of the PIT Count.** A person is considered living with a serious mental illness when their mental illness or emotional impairments seriously limit their ability to live independently.

Learn More

- The Denton County Homelessness Data Dashboard is updated monthly to reflect current data:
<https://www.unitedwaydenton.org/homelessness-data-denton-county>
- Texas Homeless Network is the lead agency for the Balance of State (BoS), Denton County's Continuum Care for federal and state homelessness funding: www.thn.org
- Visit the United Way of Denton County website to learn more about the Denton County Homelessness Leadership Team, Denton County Homeless Coalition and other housing solutions:
www.UnitedWayDenton.org/Homelessness

